


Introductory sub-table (I)(a)

Name of the Company: G M B CERAMICS LTD				
Scrip Code, Name of the scrip, class of security: CSE 10017404, Equity Shares				
Quarter ended: 31st March, 2015				
Partly paid-up shares:-				
	No. of partly paid-up shares	As a % of total no. of partly paid-up shares	As a % of total no. of shares of the company	
Held by promoter/promoter group	Nil	Nil	Nil	Nil
Held by public	Nil	Nil	Nil	Nil
Total	Nil	Nil	Nil	Nil
Outstanding convertible securities:-				
	No. of outstanding securities	As a % of total no. of outstanding convertible securities	As a % of total no. of shares of the company, assuming full conversion of the convertible securities	
Held by promoter/promoter group	Nil	Nil	Nil	Nil
Held by public	Nil	Nil	Nil	Nil
Total	Nil	Nil	Nil	Nil
Warrants:-				
	No. of warrants	As a % of total no. of warrants	As a % of total no. of shares of the company, assuming full conversion of warrants	
Held by promoter/promoter group	Nil	Nil	Nil	Nil
Held by public	Nil	Nil	Nil	Nil
Total	Nil	Nil	Nil	Nil
Total paid-up capital of the company, assuming full conversion of warrants and convertible securities		3,50,000 Shares of Rs. 10/- each		

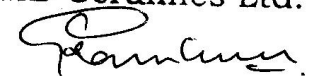
For GMB Ceramics Ltd.



Compliance Officer

Statement Showing Shareholding Pattern as on 31st March, 2015								
Table I(a)								
Category code	Category of Shareholder	Number of Shareholders	Total number of shares	Number of shares held in dematerialized form	Total shareholding as a percentage of total		Shares Pledged or otherwise encumbered	
					As a percentage of (A+B) ¹	As a percentage of (A+B+C)	Number of shares	As a percentage
(A)	Shareholding of Promoter and Promoter Group ²							
1	Indian							
(a)	Individuals/ Hindu Undivided Family	6	2100	0	0.06	0.06	0	0.00
(b)	Central Government/ State Government(s)	0	0	0	0.00	0.00	0	0.00
(c)	Bodies Corporate	5	1288700	0	36.82	36.82	0	0.00
(d)	Financial Institutions/ Banks	2	525000	0	15.00	15.00	0	0.00
(e)	Any Others(Specify)	0	0	0	0.00	0.00	0	0.00
	Sub Total(A)(1)	13	1815800	0	51.88	51.88	0.00	0.00
2	Foreign							
a	Individuals (Non-Residents Individuals/ Foreign Individuals)	0	0	0	0.00	0.00	0	0.00
b	Bodies Corporate	0	0	0	0.00	0.00	0	0.00
c	Institutions	0	0	0	0.00	0.00	0	0.00
d	Any Others(Specify)	0	0	0	0.00	0.00	0	0.00
	Sub Total(A)(2)	0	0	0	0.00	0.00	0.00	0.00
	Total Shareholding of Promoter and Promoter Group (A)= (A)(1)+(A)(2)	13	1815800	0	51.88	51.88	0.00	0.00
(B)	Public shareholding							
1	Institutions							
(a)	Mutual Funds/ UTI	0	0	0	0.00	0.00	0	0.00
(b)	Financial Institutions/ Banks	2	3695	0	0.11	0.11	0	0.00
(c)	Central Government/ State Government(s)	0	0	0	0.00	0.00	0	0.00
(d)	Venture Capital Funds	0	0	0	0.00	0.00	0	0.00
(e)	Insurance Companies	0	0	0	0.00	0.00	0	0.00
(f)	Foreign Institutional Investors	0	0	0	0.00	0.00	0	0.00
(g)	Foreign Venture Capital Investors	0	0	0	0.00	0.00	0	0.00
(h)	Any Other (specify)	0	0	0	0.00	0.00	0	0.00
	Sub-Total (B)(1)	2	3695	0	0.11	0.11	0.00	0.00
2	Non-institutions							
(a)	Bodies Corporate	36	880355	0	24.58	24.58	0	0.00
(b)	Individuals	0	0	0	0.00	0.00	0	0.00
I	Individuals -i. Individual shareholders holding nominal share capital up to Rs 1 lakh	4407	815450	0	23.30	23.30	0	0.00
II	ii. Individual shareholders holding nominal share capital in excess of Rs. 1 lakh.	0	0	0	0.00	0.00	0	0.00
(c)	Any Other (specify)	15	4700	0	0.13	0.13	0	0.00
	Sub-Total (B)(2)	4458	1680505	0	48.01	48.01	0	0.00
	Total Public Shareholding (B)= (B)(1)+(B)(2)	4460	1684200	0	48.12	48.12	0	0.00
	TOTAL (A)+(B)	4473	3500000	0	100.00	100.00	0	0.00
(C)	Shares held by Custodians and against which Depository Receipts have been issued							
1	Promoter and Promoter Group	0	0	0	0	0	0	0
2	Public	0	0	0	0	0	0	0
	Sub-Total (C)	0	0	0	0	0	0	0
	GRAND TOTAL (A)+(B)+(C)	4473	3500000	0	100.00	100.00	0	0

For GMB Ceramics Ltd.



Compliance Officer

(I)(b) Statement showing Shareholding of persons belonging to the category
"Promoter and Promoter Group"

Sr. No.	Name of the shareholder	Total shares held		Shares pledged or otherwise encumbered		
		Number of shares	As a % of grand total (A)+(B)+(C)	Number	As a percentage	As a % of grand total (A)+(B)+(C) of sub-clause (I)(a)
1	BAIJ NATH JALAN	300	0.009	-	-	-
2	BAHUBALI PICTURES (P) LTD.	119500	3.414	-	-	-
3	INDSTL PROMN & INVST CORPN OF ORISSA LTD.	450000	12.857	-	-	-
4	INDSL PROMN INVT CORPN OF ORISSA LTD.	75000	2.143	-	-	-
5	KUSUM JALAN	400	0.011	-	-	-
6	LALIT KUMAR JALAN	1100	0.031	-	-	-
7	MUKESH SARAF	100	0.003	-	-	-
8	NAFISA TRADING COMPANY LIMITED	145000	4.143	-	-	-
9	NAFISA TRADING CO LTD.	714500	20.414	-	-	-
10	RAM AVTAR JALAN	100	0.003	-	-	-
11	SANTOSH KUMAR SARF	100	0.003	-	-	-
12	SWATI NIVESH & SERVICES (P) LTD.	308800	8.823	-	-	-
13	M/S. SWATI NIVESH & SERVICES (P) LTD.	900	0.026	-	-	-
	TOTAL	1815800	51.880	-	-	-

For GMB Ceramics Ltd.

 Compliance Officer

(I)(c) Statement showing Shareholding of persons belonging to the category “Public” and holding more than 1% of the total number of shares

Sr. No.	Name of the shareholder	Number of shares	Shares as a percentage of total number of shares {i.e., Grand Total (A)+(B)+(C) indicated in Statement at para (I)(a) above}
1	ALLAHABAD BANK	3595	0.103
2	VIJAYA BANK	100	0.003
	Total	3695	0.106


For GMB Ceramics Ltd.

Compliance Officer

(I)(d) Statement showing details of locked-in shares

Sr. No.	Name of the shareholder	Number of locked-in shares	Locked-in shares as a percentage of total number of shares {i.e., Grand Total (A)+(B)+(C) indicated in Statement at para (I)(a) above}
1	N.A.	0	-
TOTAL		0	-


For GMB Ceramics Ltd.


Compliance Officer

(II)(a) Statement showing details of Depository Receipts (DRs)

Sr. No.	Type of outstanding DR (ADRs, GDRs, SDRs, etc.)	Number of outstanding DRs	Number of shares underlying outstanding DRs	Shares underlying outstanding DRs as a percentage of total number of shares {i.e., Grand Total (A)+(B)+(C) indicated in Statement at para (I)(a) above}
1	N.A.	-	-	NA
TOTAL		-	-	NA

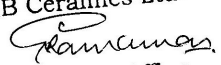
For GMB Ceramics Ltd.



Compliance Officer

(II)(b) Statement showing Holding of Depository Receipts (DRs), where underlying shares held by "promoter/promoter group" are in excess of 1% of the total number of shares

Sr. No.	Name of the DR Holder	Type of outstanding DR (ADRs, GDRs, SDRs, etc.)	Number of shares underlying outstanding DRs	Shares underlying outstanding DRs as a percentage of total number of shares {i.e., Grand Total (A)+(B)+(C) indicated in Statement at para (I)(a) above}
1	N.A.	-	-	N.A.
TOTAL				

For GMB Ceramics Ltd.

Compliance Officer